



District Report Card: 2017


State: Delhi	District: South Delhi
Class: 8	Subject: Mathematics
Schools: 50	Students: 1013


Participation/Coverage


Students

GENDER 	Boys		Girls	
	Number	%	Number	%
	432	42.65	581	57.35

AREA 	Rural		Urban	
	Number	%	Number	%
	83	8.19	930	91.81

CATEGORY 	SC		ST		OBC		GEN	
	Number	%	Number	%	Number	%	Number	%
	106	10.46	4	0.39	54	5.33	849	83.81

CWSN 	LD	VI	HI	S&LD	ID	Oth
	0	1	2	0	0	5

Management 	Government		Government-aided	
	Number	%	Number	%
	994	98.12	19	1.88

Average Performance of Students in Mathematics (%)

Overall	Gender		Area		Management		Social Group			
	Male	Female	Rural	Urban	Govt.	Aided	SC	ST	OBC	GEN
29.19	28.58	29.65	29.16	29.20	29.18	30.18	28.43	23.33	33.58	29.04

Performance on Learning Outcomes (LOs)

Learning Outcomes	Description	Average Performance(%)
M601	Solves problems involving large numbers by applying appropriate operations	26.95
M606	Solves problems on daily life situations involving addition and subtraction of fractions / decimals	24.15
M620	Finds out the perimeter and area of rectangular objects in the surroundings like floor of the class room, surfaces of a chalk box etc.	25.50
M621	Arranges given/collected information in the form of table, pictograph and bar graph and interprets them	22.75
M702	Interprets the division and multiplication of fractions	26.85
M705	Solves problems related to daily life situations involving rational numbers	23.79
M706	Uses exponential form of numbers to simplify problems involving multiplication and division of large numbers	19.14
M707	Adds/subtracts algebraic expressions	32.58
M710	Solves problems related to conversion of percentage to fraction and decimal and vice versa	20.31
M717	Finds out approximate area of closed shapes by using unit square grid/graph sheet	26.55
M719	Finds various representative values for simple data from her/his daily life contexts like mean, median and mode	40.62
M721	Interprets data using bar graph	40.82
M801	Generalizes properties of addition, subtraction, multiplication and division of rational numbers through patterns	25.20
M802	Finds rational numbers between two given rational numbers	29.69
M803	Proves divisibility rules of 2, 3, 4, 5, 6, 9 and 11	43.91
M804	Finds squares, cubes, square roots and cube roots of numbers using different methods	25.59
M808	Uses various algebraic identities in solving problems of daily life	41.21
M812	Verifies properties of parallelogram and establishes the relationship between them through reasoning	25.89
M818	Finds surface area and volume of cuboidal and cylindrical object	23.24
M819	Draws and interprets bar charts and pie charts	31.98

Range of Performance of Students who Answered Correctly							
Below 30%		30% - 50%		50% - 75%		Above 75%	
Number	%	Number	%	Number	%	Number	%
571	56.37	363	35.83	67	6.61	12	1.18

Lowest Performing Learning Outcomes (LOs)

- 1 - Uses exponential form of numbers to simplify problems involving multiplication and division of large numbers (19.14)
- 2 - Solves problems related to conversion of percentage to fraction and decimal and vice versa (20.31)
- 3 - Arranges given/collected information in the form of table, pictograph and bar graph and interprets them (22.75)

4 - Finds surface area and volume of cuboidal and cylindrical object (23.24)

5 - Solves problems related to daily life situations involving rational numbers (23.79)